

Sapa Mentari

Sajian Pagi Menu Trading dari BRI Danareksa Sekuritas



Disclaimer

The information contained in this report has been taken from sources which we deem reliable. However, none of BRI Danareksa Sekuritas and/or its affiliated companies and/or their respective employees and/or agents makes any representation or warranty (express or implied) or accepts any responsibility or liability as to, or in relation to, the accuracy or completeness of the information and opinions contained in this report or as to any information contained in this report or any other such information or opinions remaining unchanged after the issue thereof.

We expressly disclaim any responsibility or liability (express or implied) of BRI Danareksa Sekuritas, its affiliated companies and their respective employees and agents whatsoever and howsoever arising (including, without limitation for any claims, proceedings, action, suits, losses, expenses, damages or costs) which may be brought against or suffered by any person as a result of acting in reliance upon the whole or any part of the contents of this report and neither BRI Danareksa Sekuritas, its affiliated companies or their respective employees or agents accepts liability for any errors, omissions or misstatements, negligent or otherwise, in the report and any liability in respect of the report or any inaccuracy therein or omission there from which might otherwise arise is hereby expressly disclaimed.

The information contained in this report is not to be taken as any recommendation made by BRI Danareksa Sekuritas or any other person to enter into any agreement with regard to any investment mentioned in this document. This report is prepared for general circulation. It does not have regard to the specific person who may receive this report. In considering any investments you should make your own independent assessment and seek your own professional financial and legal advice.



BRIprioritas

Gerbang Nasabah Prioritas

**Dapatkan Akses BRI Prioritas Tanpa Batas,
Khusus untuk Nasabah BRI Danareksa Sekuritas!**

**RAIH BRIZZI
Rp. 200K GRATIS!!**
Kuota Terbatas



Kriteria Nasabah yang Dapat Mengikuti Program GNP



Memiliki RDN BRI



Memiliki rekening
withdrawal Britama Bisnis



Belum menjadi nasabah
BRI Prioritas



Berlaku sampai dengan
November 2021

KEY INDEX PERFORMANCE

	Price	1D	1W	1M	YTD
IDX	6,720.26	1.26%	1.04%	1.15%	12.40%
LQ45	963.64	1.87%	1.28%	-0.74%	3.08%
Global					
Dow Jones	35,601.98	-0.75%	-1.38%	-0.21%	16.32%
S&P 500	4,697.96	-0.14%	0.32%	3.37%	25.08%
NASDAQ	16,057.4	0.40%	1.24%	6.41%	24.59%
EIDO, VIX & DXY					
EIDO	23.69	0.72%	-1.04%	-2.83%	1.15%
VIX	17.91	1.82%	9.94%	16.07%	-21.27%
DXY	96.075	0.56%	1.00%	2.62%	6.88%
Asean & Regional					
Thailand (SET)	1,645.06	-0.36%	0.68%	0.10%	13.50%
Philippines (PSI)	7,280.57	-0.26%	-1.39%	-0.12%	1.97%
Malaysia (KLCI)	1,525.54	0.11%	-0.37%	-3.94%	-6.25%
Vietnam (VN)	1,452.35	-1.19%	-1.43%	4.54%	31.57%
China (SSEC)	3,560.37	1.13%	0.60%	-0.62%	2.51%
Hong Kong (HSI)	25,049.97	-1.07%	-1.10%	-4.12%	-8.01%
Singapore (STI)	3,232	-0.17%	0.09%	-0.30%	-19.63%
Japan (N225)	29,745.87	0.50%	0.46%	3.27%	8.39%
Korea (KS11)	2,971.02	0.80%	0.07%	-1.17%	3.39%
Taiwan (TWII)	17,818.31	-0.13%	1.71%	5.50%	20.95%
India (NSE)	17,764.80	-0.75%	-1.87%	-1.93%	27.06%

CURRENCY AND BOND YIELD

	Rate	1D	1W	1M	YTD
USD/IDR	14,237.5	0.07%	0.03%	0.83%	1.33%
USD/JPY	114.03	-0.23%	0.16%	0.50%	10.45%
EUR/USD	1.1281	-0.71%	-1.48%	-3.14%	-7.63%
GBP/USD	1.3449	-0.27%	0.27%	-2.20%	-1.64%
Indonesia 10-Year (%)	6.176	-0.23%	0.87%	1.16%	5.27%
United States 10-Year (%)	1.548	-2.48%	-1.61%	-5.48%	68.90%

HARD & SOFT COMMODITY

	Price	1D	1W	1M	YTD
Nickel	19,997.50	3.32%	0.09%	1.31%	20.37%
Coal	158.00	0.57%	7.30%	-25.52%	98.62%
Gold	1,847.05	-0.77%	-1.15%	2.83%	-3.08%
Silver	24.650	-1.00%	-3.06%	0.82%	-7.29%
Copper	4.3995	2.21%	-1.12%	-2.19%	24.74%
Tin	38,387.50	1.09%	1.43%	2.78%	88.87%
Soy Bean	1,264.75	-0.02%	2.49%	3.63%	-3.84%
Soy Oil	58.30	-1.47%	-1.14%	-6.10%	34.55%
Wheat	225.45	1.05%	3.23%	9.10%	13.58%
Sugar	512.60	-0.77%	-2.77%	2.40%	21.79%
Pulp	5,028	1.41%	0.00%	-5.18%	-17.18%
Rubber	175.80	2.09%	1.21%	-0.06%	16.97%
Corn	570.60	-0.42%	-1.15%	6.06%	17.89%
Palm Oil	4,993	-0.10%	0.59%	4.80%	39.73%
Oil (Brent)	80.98	-3.41%	-4.50%	-8.25%	51.49%
Oil (WTI)	75.67	-3.49%	-6.34%	-9.66%	55.96%

Source : investing.com, Barchart



FOKUS HARI INI

*Rekomendasi kami pada halaman ini menggunakan proyeksi 1 tahun buku, kecuali ada update perkembangan selanjutnya.

Update Neraca Berjalan Indonesia 3Q21

Neraca Berjalan Indonesia 3Q21 tercatat mengalami *surplus* sebesar USD4.5bn (1.5% dari GDP) setelah mengalami defisit USD2bn pada 2Q21 (0.7% dari GDP). Kinerja positif Neraca Dagang Barang dan berkurangnya defisit Neraca Dagang Jasa menjadi pendorong utama *surplus* ini. Sementara Neraca Pembayaran Indonesia (NPI) pada 3Q21 tercatat *surplus* USD10.7bn setelah defisit USD0.4bn pada kuartal sebelumnya.
(Source : BRI Danareksa Sekuritas, BI)

Central Proteina Prima (CPRO) : Turnaround in Motion – Pubex Key Takeaway Notes

Proses Restrukturisasi Global Bond CPRO telah selesai digantikan dengan *Senior Facility Agreement* yang ditandatangani pada 15 September 2021 dengan mekanisme *cash sweep*. Keuntungan dari restrukturisasi ini telah dibukukan pada 3Q21 sebesar USD129.1mn yang akan dilakukan melalui 2 *tranches*.
(Source : BRI Danareksa Sekuritas, Company)

Dayamitra Telekomunikasi (MTEL) : Hari Pertama Listing di IDX

Pada Senin ini, 22 November 2021, MTEL akan melantai pada IDX untuk pertama kalinya. Saat ini, dengan harga yang ditawarkan pada IDR800/lembar, *market capitalization* MTEL mencapai IDR66.3tn. Sebagai informasi, *size* tersebut lebih besar dari kompetitornya yakni TBIG dan TOWR masing-masing IDR62.1tn dan IDR58.7tn.
(Source : Investor Daily)

Intiland Development (DILD) : Kinerja 3Q21

Pada 3Q21, DILD membukukan pendapatan senilai IDR1.82tn (-11.45% YoY) yang disebabkan oleh penurunan *marketing sales* menjadi IDR1.12tn (-14.95% YoY). Sementara pendapatan dari segmen *recurring* justru meningkat menjadi IDR485.48bn (+10.93% YoY). Namun, hal itu tidak cukup menjadi kompensasi kenaikan beban lain-lain sehingga DILD membukukan rugi bersih -IDR77.23bn.
(Source : Bisnis Indonesia)

Bank Bumi Arta (BNBA) : Akuisisi oleh Ajaib Group

Ajaib telah mengakuisisi 554.4juta lembar saham milik BNBA atau setara dengan 24% kepemilikan pada harga IDR1,345/lembar saham. Sehingga dana yang dikeluarkan mencapai IDR746bn. Ajaib membeli saham BNBA dari Surya Husada Investment (semula kepemilikan 45.45% menjadi 33.5%), Dana Graha Agung (semula kepemilikan 27.27% menjadi 20.1%) dan Budiman Kencana Lestari (semula kepemilikan 18.18% menjadi 13.4%). Selain itu, BNBA berharap dapat melaksanakan *right issue* pada akhir tahun ini untuk memenuhi ketentuan modal inti.
(Source : Kontan)



Trading Ideas

oleh Hadyatma Dahna Marta – Technical Analyst BRIDS

Composite Daily



S2	S1	R1	R2
6,694	6,687	6,799	6,876

Last Price: 6,720

- IHSG diprediksi bergerak mixed cenderung menguat terbatas
- Indikator MACD negatif melemah golden cross
- Indikator Stochastic netral menguat menuju area overbought
- Indikator RSI netral menguat menuju area overbought

ANTM – Buy On Reversal



TP1	TP2	SL1	SL2
2420	2440	2350	2320

Last Price: 2390

Trading Range : 2320 - 2440

- Volume transaksi meningkat diatas rata-rata
- Indikator MACD positif golden cross
- Indikator Stochastic netral menguat
- Indikator RSI netral menguat

TINS – Buy On Reversal



TP1	TP2	SL1	SL2
1640	1655	1600	1580

Last Price : 1625

Trading Range : 1580 - 1655

- Volume transaksi meningkat diatas rata-rata
- Indikator MACD positif golden cross
- Indikator Stochastic netral menguat
- Indikator RSI netral menguat menuju area overbought

HMSP – Buy On Reversal



TP1	TP2	SL1	SL2
1055	1060	1030	1015

Last Price : 1045

Trading Range : 1015 - 1060

- Indikator volume transaksi stabil meningkat dibawah rata-rata
- Indikator MACD positif menguat
- Indikator Stochastic netral menguat menuju area overbought
- Indikator RSI netral menguat menuju area overbought

INTP – Sell



TP1	TP2	SL1	SL2
11475	11400	11775	11925

Last Price: 11625

Trading Range : 11400 - 11925

- Volume transaksi stabil meningkat diatas rata-rata
- Indikator MACD negatif menguat
- Indikator Stochastic netral melemah menuju oversold
- Indikator RSI netral melemah menuju oversold

AKRA - Sell



TP1	TP2	SL1	SL2
4150	4120	4220	4250

Last Price : 4180

Trading Range : 4120 - 4250

- Volume transaksi stabil meningkat dibawah rata-rata
- Indikator MACD negatif menguat
- Indikator Stochastic konsolidasi dalam area oversold
- Indikator RSI konsolidasi dalam area oversold

STOCK PICK

TREND TRADE						
Code	Action	Call Price	Last Price	Target Price	Stop Loss	Remarks
INKP	BUY	8.650	8.675	10.000	7.775	Uptrend Channel Day 9
ICBP	BUY	8.950	9.025	9.800	8.700	Rebound From Lower Day 6
BRMS	BUY	105	111	150	85	Rebound From Lower Day 6
*HMSP	BUY	1.045	1.045	1.150	1.000	Rebound From Lower Day 1

Catatan:

Trend Trade/Minor Trend memiliki rentang waktu hold position dalam 30 hari.*rekomendasi baru
Call Price adalah harga pada saat rekomendasi dikeluarkan

SWING TRADE						
Code	Action	Call Price	Last Price	Target Price	Stop Loss	Remarks
ERAA	BUY	640	650	710	600	Potentially Rounding Bottom Day 6
ANTM	BUY	2.400	2.390	2.550	2.300	Rebound From Demand Area Day 6
FREN	BUY	114	102	130	94	Breakout Downtrend Line Day 6
TINS	BUY	1.585	1.625	1.770	1.515	Potentially Break Midchannel Day 3

Catatan:

Swing Trade memiliki rentang waktu hold position dalam 3-10 hari.*rekomendasi baru
Call Price adalah harga pada saat rekomendasi dikeluarkan






















DAY TRADE										
NO	CODE	LAST PRICE	PREV DAY	Δ	% CHG	ACTION	TP1	TP2	SL1	SL2
1	ANTM	2390	2330	60	2,58%	BUY	2.420	2.440	2.350	2.310
2	INCO	4840	4720	120	2,54%	BUY	4.880	4.920	4.770	4.710
3	TINS	1625	1595	30	1,88%	BUY	1.640	1.655	1.600	1.580
4	HMSP	1045	1025	20	1,95%	BUY	1.055	1.060	1.030	1.015
5	INDY	1715	1630	85	5,21%	BUY	1.660	1.605	1.750	1.780
6	TKIM	8325	8250	75	0,91%	BUY	8.375	8.425	8.225	8.150
7	PGAS	1530	1500	30	2,00%	BUY	1.555	1.580	1.500	1.475
8	TBIG	2920	2890	30	1,04%	BUY	2.960	2.990	2.870	2.820
9	INTP	11625	11825	-200	-1,69%	SELL	11.500	11.400	11.775	11.925
10	AKRA	4180	4210	-30	-0,71%	SELL	4.150	4.120	4.220	4.250
11	MEDC	535	520	15	2,88%	SELL	520	505	550	560
12	PNBS	92	98	-6	-6,12%	SELL	88	85	99	107
13	DSNG	585	595	-10	-1,68%	SELL	570	560	600	615
14	AGRO	2150	2260	-110	-4,87%	SELL	2.080	2.010	2.270	2.390
15	MPPA	530	545	-15	-2,75%	SELL	515	505	545	560

Keterangan Day Trade Stock Pick :

1. Data kumpulan saham diambil dari BRIDS Technical Universe
2. Data diurutkan berdasarkan value transaksi terbesar selama 20 hari bursa terakhir
3. SL1 (Stop Loss 1) = Batas bawah pertama yang direkomendasikan untuk melakukan CUT LOSS
4. SL2 (Stop Loss 2) = Batas bawah kedua yang direkomendasikan untuk melakukan CUT LOSS
5. TP1 (Target Price 1) = Batas atas pertama yang direkomendasikan untuk melakukan TAKE PROFIT
6. TP2 (Target Price 2) = Batas atas kedua yang direkomendasikan untuk melakukan TAKE PROFIT



Sales Team

Deni Herdiana*Head - Retail Customer Distribution* deni.herdiana@bridanareksasekuritas.co.id (021) 50914100**I Wayan Satia Jaya***Branch Manager - Coordinator* Palembang, Depok satia@bridanareksasekuritas.co.id (021) 78849149**Rudy Ruslim***Branch Manager* Mangga Dua rudyr@bridanareksasekuritas.co.id (021) 62301988**Upik Yuzarni***Branch Manager* Pondok Indah upik_y@bridanareksasekuritas.co.id (021) 29555777**Maryadi Suwondo***Branch Manager* Bandung maryadi@bridanareksasekuritas.co.id (022) 860 210 30**Yahuda Nawa Yanukrisna***Branch Manager* Yogyakarta, Solo, Semarang yahuda@danareksa.com (0274) 551181**Rachma Yudyawati***Branch Manager* Surabaya, Malang rachma@bridanareksasekuritas.co.id (031) 5345888**Martha Hidayat***Branch Manager* Medan marthah@bridanareksasekuritas.co.id (061) 4528100**Umar Bin Aziz***Branch Manager* Makassar umarba@bridanareksasekuritas.co.id (0411) 8114011